

## VISIX V-Series Setup App



The VSX Setup tech utility is designed for use by field installers to efficiently setup and configure VISIX V-Series cameras. The utility will gather key installation information such as Site name, Location, Camera Name, and other key camera data. This information can be emailed to the client or managers for future reference and is used to setup and configure V-Series cameras with other 3xLOGIC software such as VIGIL Client, 3xLOGIC View Lite II (VIGIL Mobile), and VIGIL VCM software.

Our intuitive interface takes full advantage of smartphone touchscreen technology and delivers a simple, light and efficient solution for easy setup.

### Features

- QR Scan Code.
- Quickly integrate with your View Lite II app.
- Manage login credentials.
- Live camera preview.
- Summary email notification.
- 3xCLOUD integration - Quickly integrate with your 3xCLOUD account and instantly access your VISIX V-Series Cameras associated with the account.
- Available on iOS and Android.



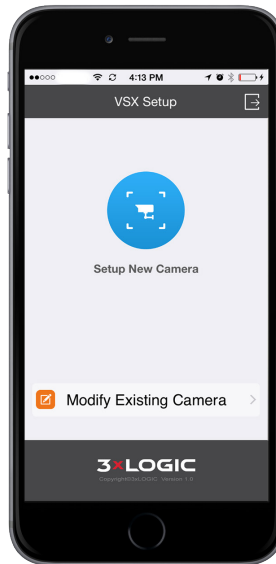
*\*Engineered for use with the Apple™ iOS 7.0 & Android 4.1.2 Jelly Bean systems or newer.*



# 5 Easy Steps to complete a camera install

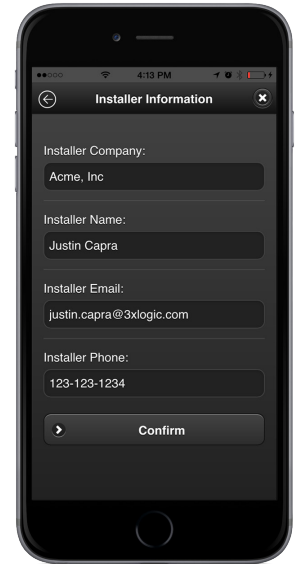
Using the setup app is a snap. It enables quick, easy and timely installs. Simply scan the QR code located on the V-Series camera or the camera box, enter in a few details and you're done. The app allows integrators to become more efficient and will assist in providing key details to the customer about their installation.

STEP 1



Launch the app

STEP 2



Enter the details

- Enter your information
- Enter the customers information

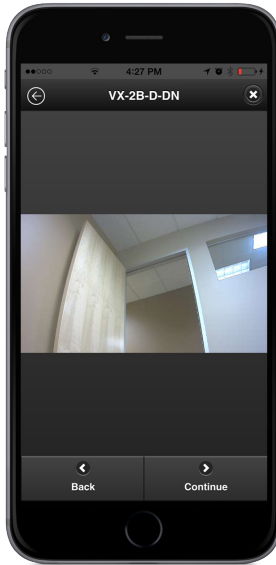
STEP 3



Scan the code

- QR codes can be found on the camera and on the box

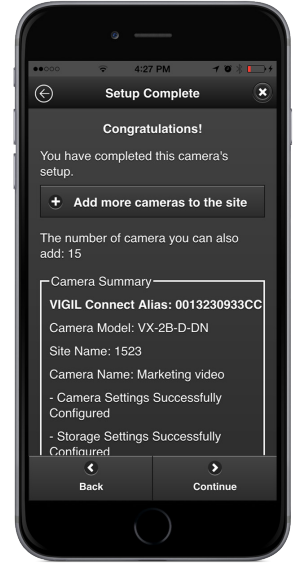
STEP 4



View the results

- Change the view of the camera without leaving the ladder

STEP 5



Save & email

- Let the customer and your manager see the results of a completed installation